1 Block 2A - West Wing - East Elevation
1 : 200

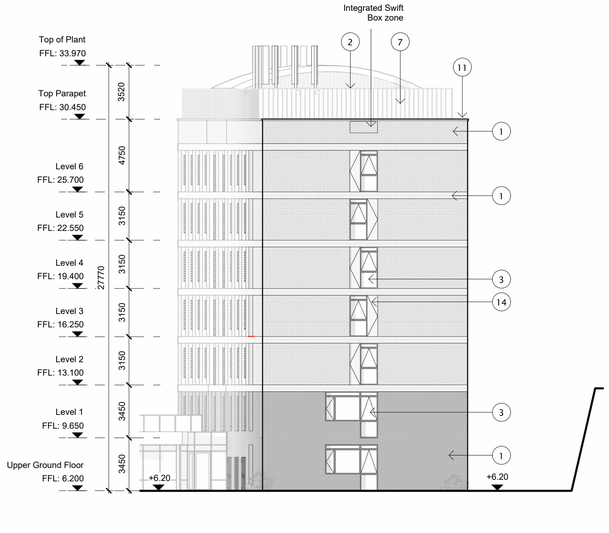

2 Block 2A - West Wing - North Elevation
1 : 200

3 Block 2A - West Wing - West Elevation
1 : 200

4 Block 2A - West Wing - South Elevations
1 : 200

4A

Revision	Drawn	Checked	Date	No.
STAGE 2A2 - AIDT DRAFT PLANNING ISSUE	LV/AL	KH	14/08/25	P01
DRAFT - PLANNING RFI RESPONSE - WINDOW TREATMENT	JM	KH	11/05/26	P02

BMCEA Notes:
All levels and dimensions on this drawing are to be checked on site. No dimensions are to be scaled. Any discrepancies on this drawing are to be reported to the architect. This drawing is the copyright of Bucholz McEvoy Architects Ltd and may not be copied, altered, or reproduced in any form or passed to a third party without license or written consent. All work to comply with the Building Regulations.

This drawing is to be read in conjunction with all other application documentation and information as issued.

This is not a construction drawing, it is unsuitable for the purpose of construction and must on no account be used as such.

Areas have been prepared for our client Limerick Twenty Thirty Strategic Development DAC are approximate only and have been measured from .dwg survey information drawings received on 11.09.2020 GEODATA-Measured Buildings Survey (Blocks 1-14). Net Internal Areas are annotated and approximate only. Construction tolerances, workmanship and design by others may affect stated areas.

Material Legend:
See bay studies and Architectural Design Report for details of colour, orientation and bonds.

1. Facing brickwork.
2. Profiled / Panel metal rainscreen cladding
3. Metal-framed composite window / door / louvre / rooflight system
   * Translucent glazing ** Translucent glazing to 1.8m above FFL
4. Metal-framed curtain walling system
5. Metal Balustrade
6. Metal car park entrance roller shutter/ gate
7. Expanded metal sheet fronted ASHP enclosure
8. Slate roof
9. Metal panel roof (uninsultated, and perforated for plant ventilation)
10. Metal panel cladding
11. Metal copings, cills, fascias
12. Rainwater downpipe
13. Timber framed doorset
14. Vertically Ribbed Fibre Cement panel cladding
15. Textured Fibre Cement panel cladding
16. Flat Sheet Metal
17. Metal louvre door / panel
18. Horizontal metal louvre screen
19. Angled metal louvre screen

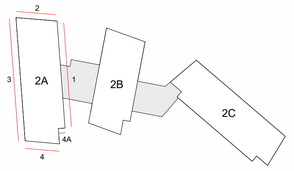

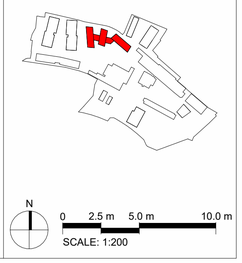

STAGE 2A2 - PLANNING ISSUE

drawing: Quarry Elevations 03 - Proposed

drawing no.: CRQMP-BMEA-2X-ZZ-DR-AA-2862

project	scale	drawn	project no.
Cleeves Riverside Quarter Masterplan	1:200 @ A1	LV/AL	CRQMP
	date: Oct. 2025	checked: KH	revision: P02

client: Limerick Twenty Thirty

bucholzmcevoyARCHITECTS
UNIT C MOUNTPLEASANT BUSINESS CENTRE UPPER MOUNTPLEASANT AVENUE DUBLIN 6 IRELAND
T +353 1 496 6340 F +353 1 496 6341 INFO@BMCEA.COM WWW.BMCEA.COM