

# Limerick Division - Joint Policing Committee

17/12/2021

*Lisa Collins, Senior Intelligence Analyst*





# JPC Objectives

**Provide a brief statistical overview of current position as of 01/12/2021:**

1. Domestic Abuse Incidents
2. Property Crime at a Divisional Level (broken down by District)
  - Additional attention afforded to Burglary
3. Crime Against the Person at a Divisional Level (broken down by District)
  - Additional attention afforded to Assault.
4. Proactive Policing Measure
  - Includes Possession of Drugs, Sale of Drugs, Firearms and Offensive Weapons
5. Traffic
  - Fatalities/Serious Injuries figures YTD
  - Drink and Drug Driving Offences
  - LifeSaver Offences

***All information is based upon operational data from the PULSE System as was available on the 01/12/2021 and is liable to change. Crime Counting rules are applied, unless otherwise stated. Incident counts are based on date reported.***



## Domestic Abuse Incidents

Year to date :

**Division is  
+21%**

includes

- Breach of Interim Barring Order
- Breach of Protection Order
- Breach of Barring Order
- Breach of Safety Order
- Domestic Dispute – No Offence Disclosed
- Breach of Emergency Barring Order; and
- Any incident with Domestic M.O.

*All information is based upon operational data from the PULSE System as was available on the 13/12/2021 and is liable to change. Incident counts are based on date reported.*



**Property Crime:**  
YTD the Division is **down 1%**  
(2,938 to 2,912)

**HS**  
**-2%**  
(1,807 to 1,776)

**RR**  
**+12%**  
(636 to 713)

**Property Crime includes:**

**Robbery  
Burglary  
And All Thefts**

**NCW**  
**-19%**  
(312 to 252)

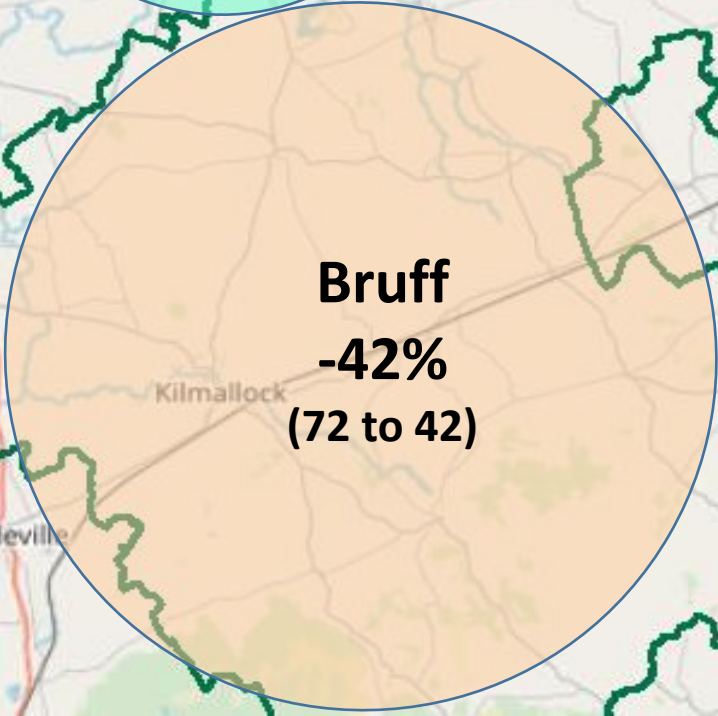
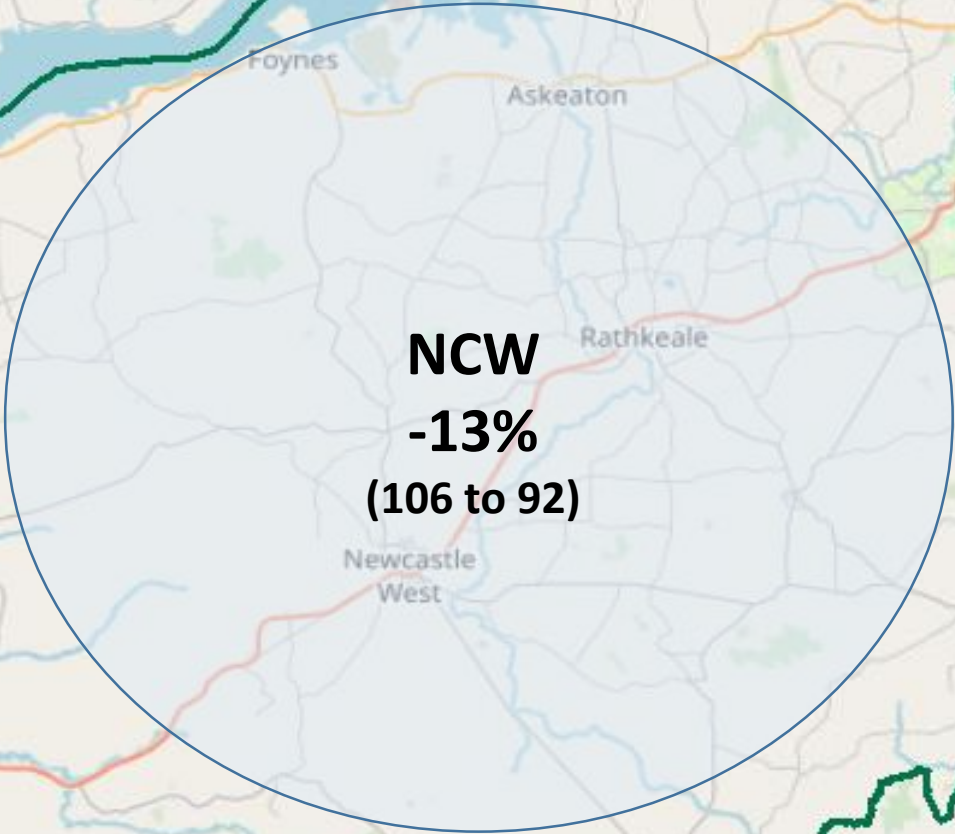
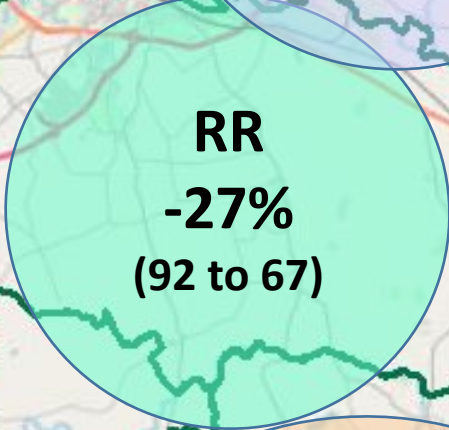
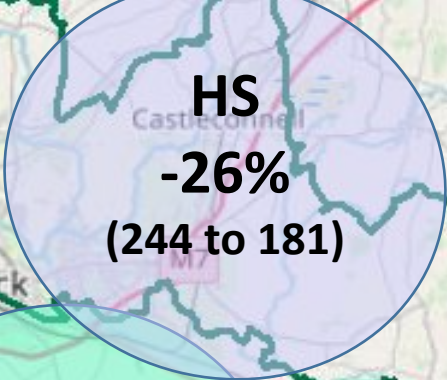
**Bruff**  
**-7%**  
(183 to 171)

**Detections are -22% YTD (1,518 to 1,177)**



**Non Aggravated Burglary: down 26% YTD**  
(514 to 382)

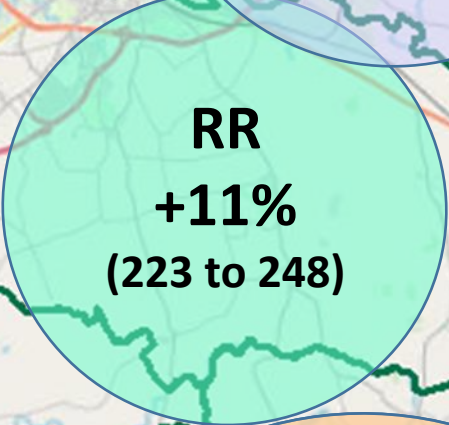
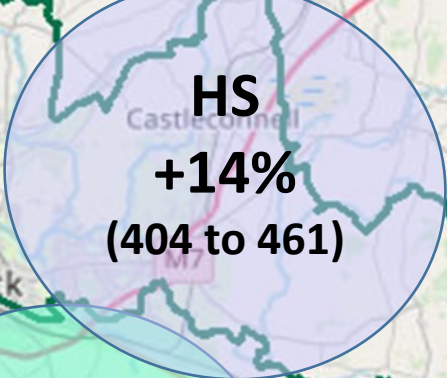
Residential Burglary is **-24%** YTD  
Non Residential Burglary is **-33%** YTD



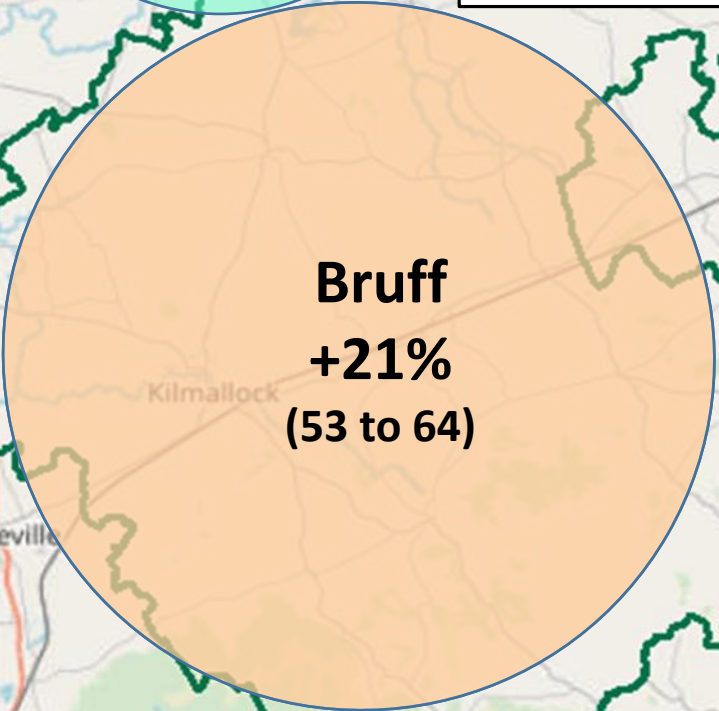
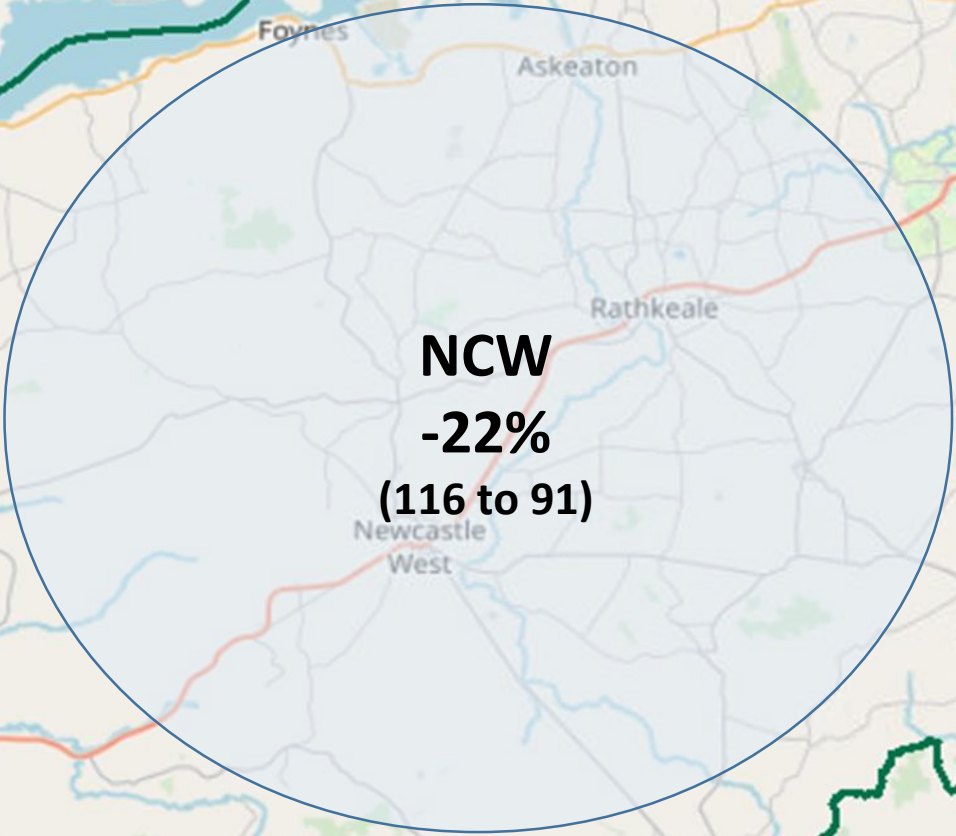
**Detections are **-41%** YTD (179 to 106)**



**Crimes Against the Person:  
Up 9% YTD (796 to 864)**



**Crime Against the Person:**  
Murder, Murder Threat, All Assaults, Harassment, Child Abandonment, Neglect or Abuse, etc.

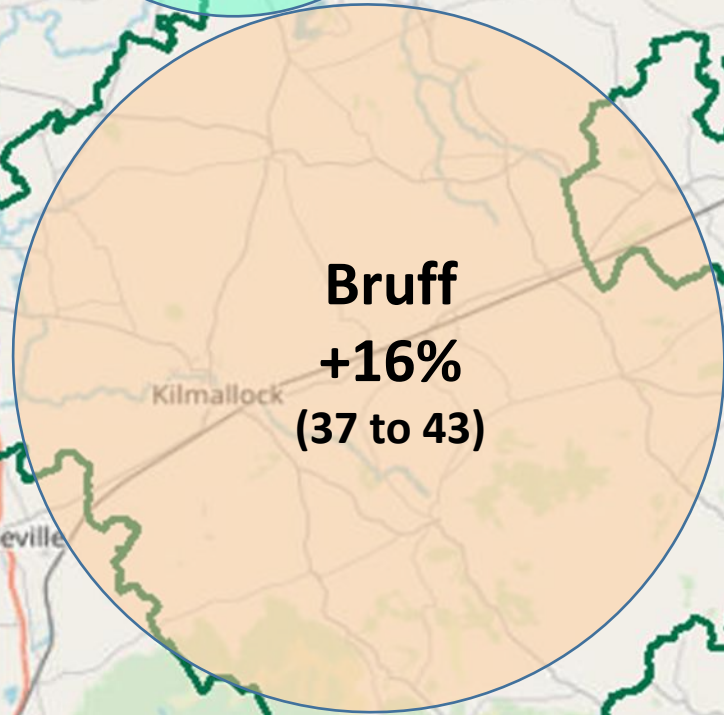
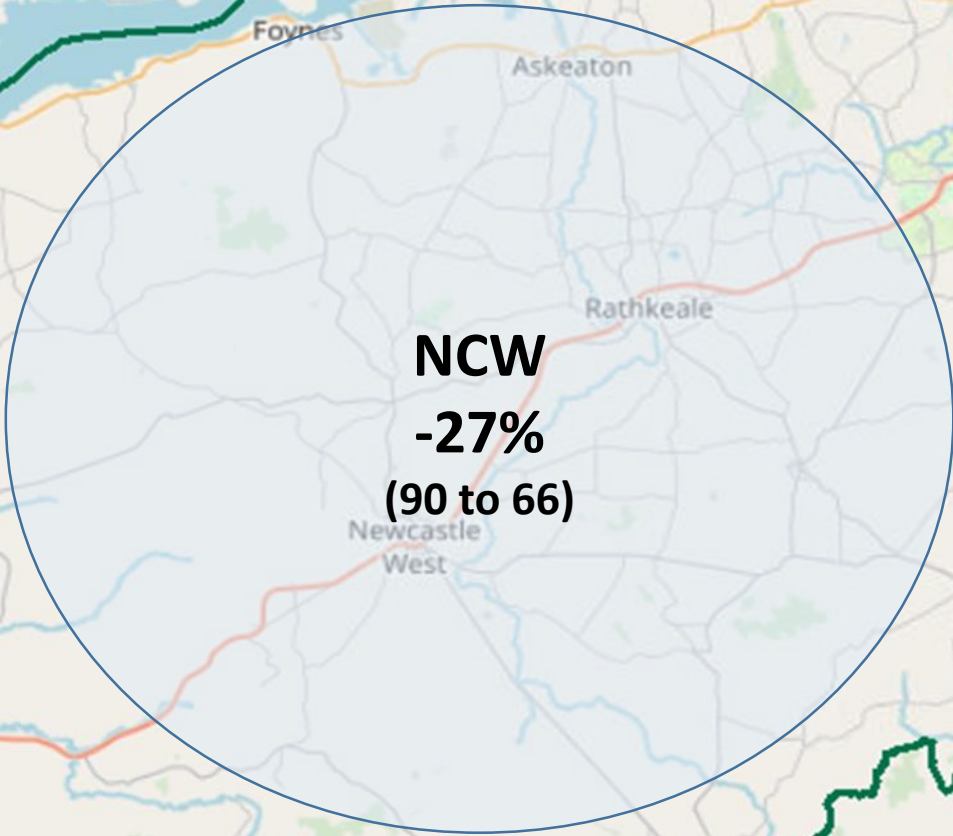
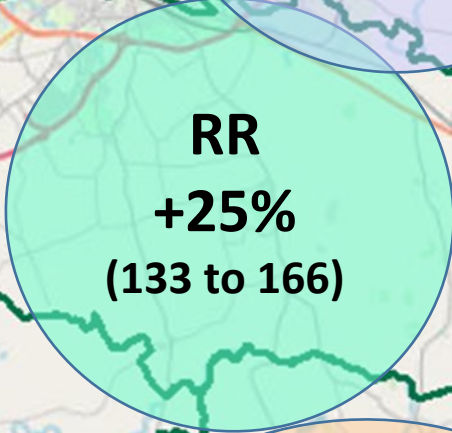
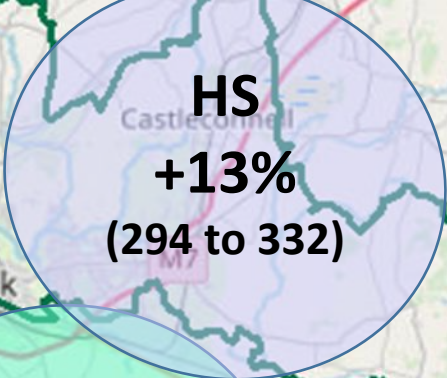


**Detections are -14% YTD (401 to 343)**



**Overall Assaults: up 10%**  
(554 to 607)

**Assaults Causing Harm: +10% YTD** (162 to 178)  
**Minor Assaults : +9% YTD** (392 to 429)



**Detections are -21% YTD** (321 to 253)



## Proactive Policing Measures

## Possession of Drugs for Personal Use

Up **8%** YTD  
(565 to 609)

## Possession of Drugs for Sale/Supply

Down **9%** YTD  
(203 to 184)

## Possession of Firearm

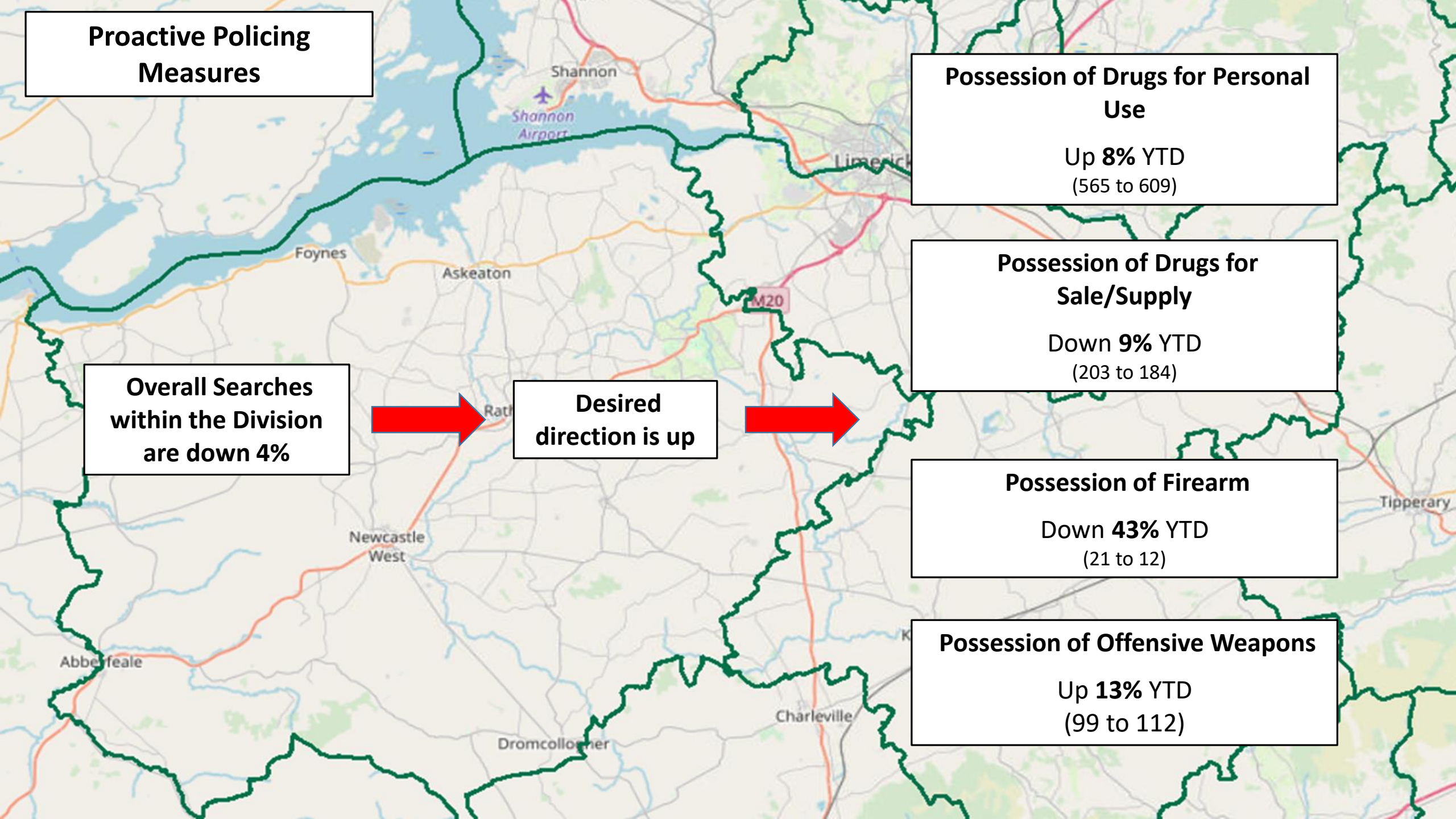
Down **43%** YTD  
(21 to 12)

## Possession of Offensive Weapons

Up **13%** YTD  
(99 to 112)

Overall Searches  
within the Division  
are down 4%

Desired  
direction is up





## Traffic

**Fatal Collisions: 4** in 2021 YTD (-33%)  
**Serious Injury Collision: 37** in 2021 YTD (-8%)

There have been **2,939 MIT**  
Checkpoints conducted in the  
Division – up 21% (2,433 in 2020)

**306 Driving While  
Intoxicated Offences. (up  
6% YTD)**

Including **162 Drug  
Driving Offences  
(up 7% YTD)**

Our most recent data regarding **LifeSaver Offences** shows the following Jan to Oct Trends



**-11%**  
**(828 to 739)**



**-33%**  
**(589 to 396)**



**-23%**  
**(3,846 to 2,944)**