

Limerick Division - Joint Policing Committee

04/03/2022

Lisa Collins, Senior Intelligence Analyst



JPC Objectives

Provide a brief statistical overview of current position as of 01/03/2022:

1. Domestic Abuse Incidents
2. Property Crime at a Divisional Level (broken down by District)
 - Additional attention afforded to Burglary
3. Crime Against the Person at a Divisional Level (broken down by District)
 - Additional attention afforded to Assault.
4. Proactive Policing Measure
 - Includes Possession of Drugs, Sale of Drugs, and Offensive Weapons
5. Traffic
 - Fatalities/Serious Injuries figures YTD
 - Drink and Drug Driving Offences
 - LifeSaver Offences

All information is based upon operational data from the PULSE System as was available on the 01/03/2022 and is liable to change. Crime Counting rules are applied, unless otherwise stated. Incident counts are based on date reported.



Domestic Abuse Incidents

Year to date :

**Division is
+42.5%**

includes

Breach of Interim Barring Order
Breach of Protection Order
Breach of Barring Order
Breach of Safety Order
Domestic Dispute – No Offence Disclosed
Breach of Emergency Barring Order; and
Any incident with Domestic M.O.

All information is based upon operational data from the PULSE System as was available on the 28/02/2022 and is liable to change. Incident counts are based on date reported.

Property Crime:
YTD the Division is **up 73%**
(369 to 637)

HS
+93%
(218 to 421)

RR
+100%
(76 to 152)

Property Crime includes:

**Robbery
Burglary
And All Thefts**

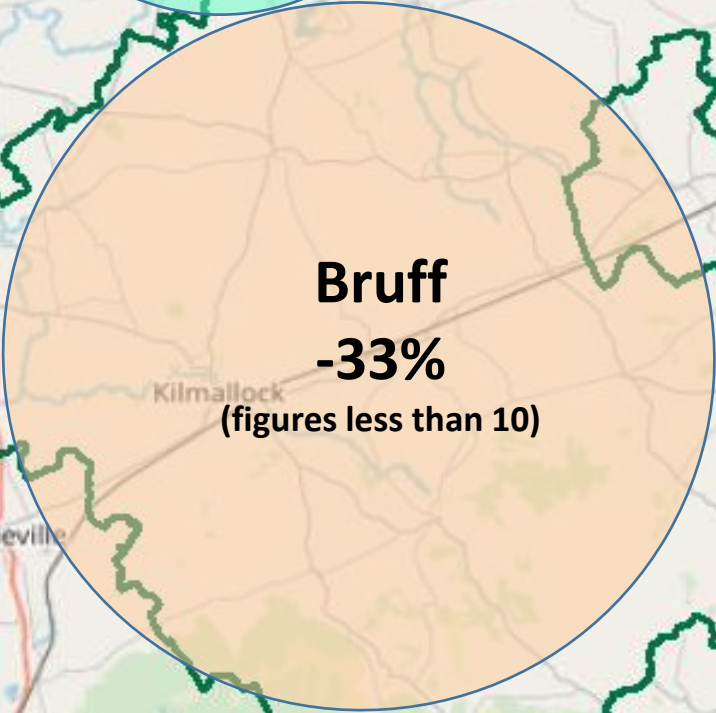
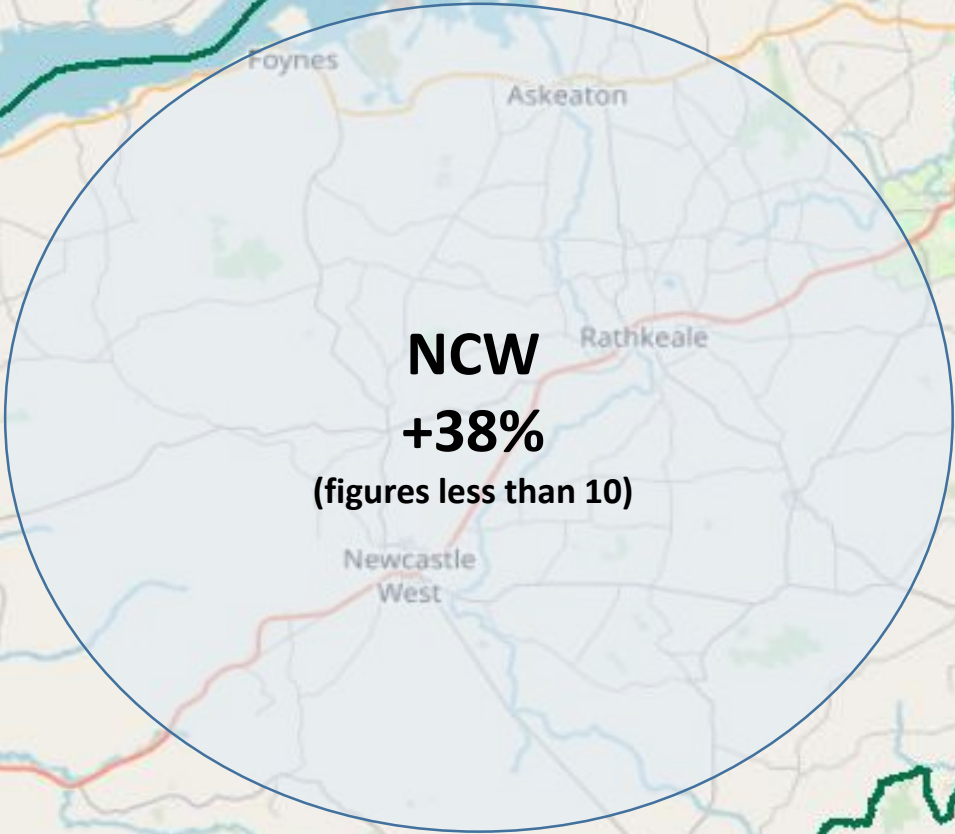
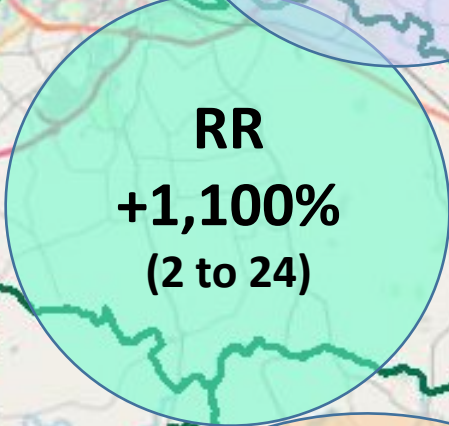
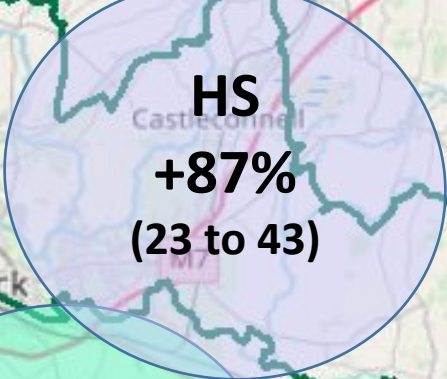
NCW
+18%
(33 to 39)

Bruff
-40%
(42 to 25)

Detections are -6% YTD (211 to 198)

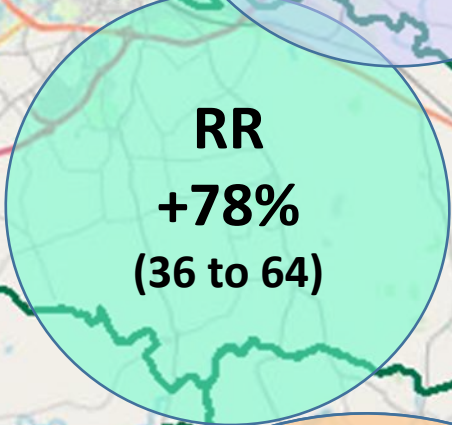
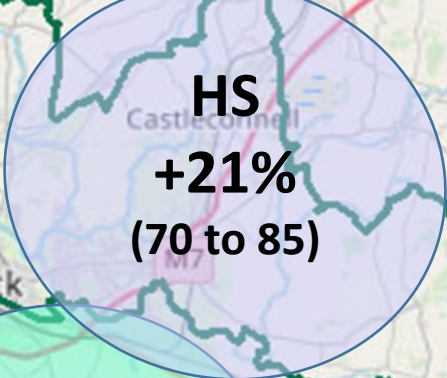
Non Aggravated Burglary: up 100% YTD
(42 to 84)

Residential Burglary is **+97%** YTD
Non Residential Burglary is **+80%** YTD

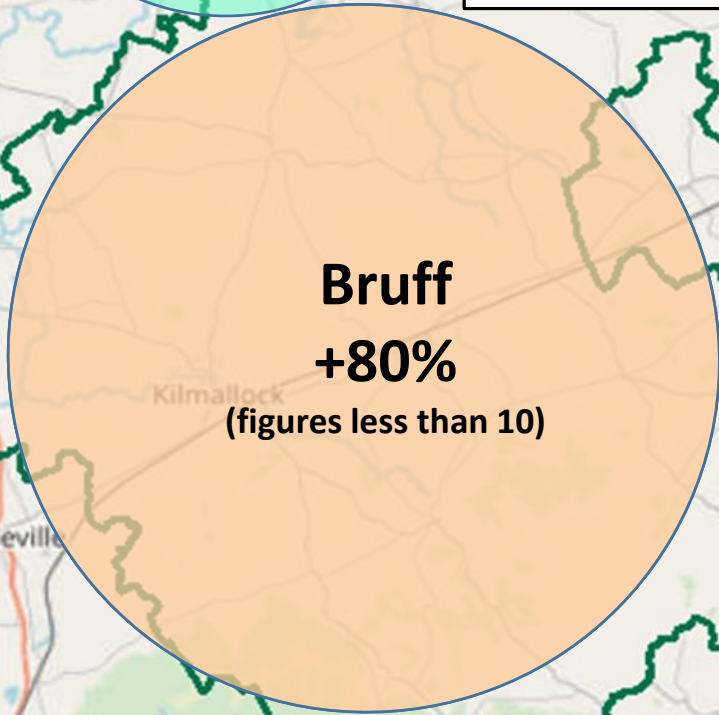
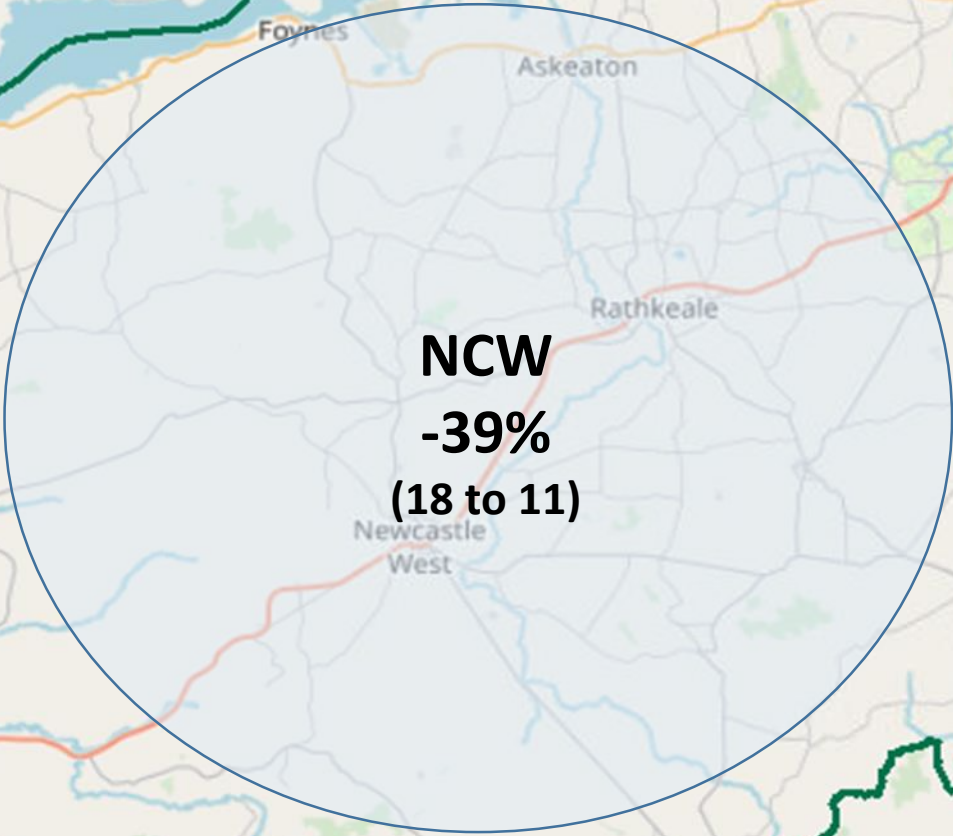


Detections are -32% YTD (19 to 13)

**Crimes Against the Person:
Up 31% YTD (129 to 169)**



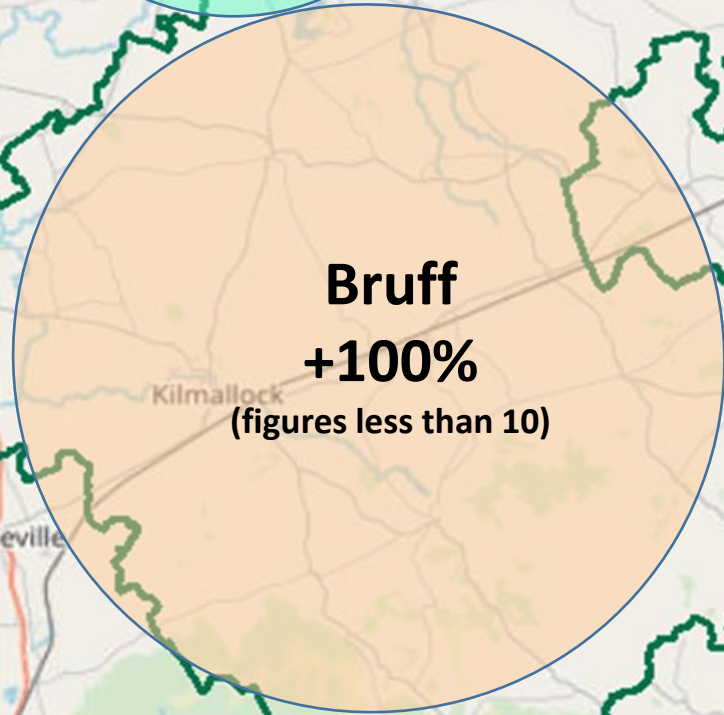
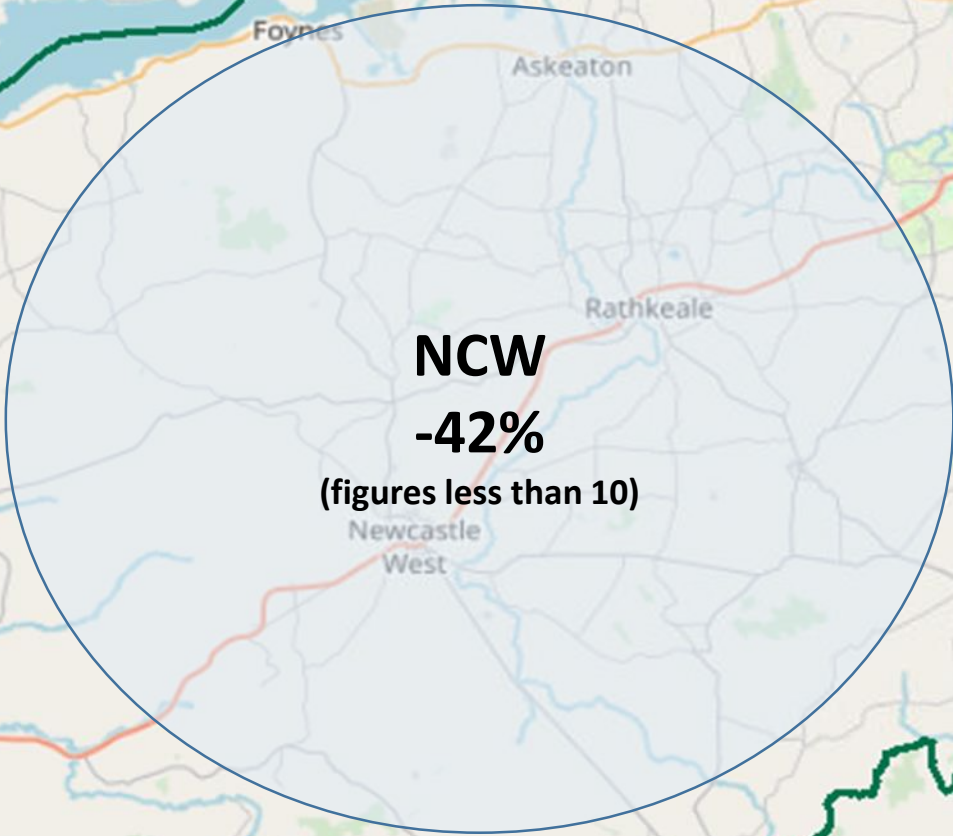
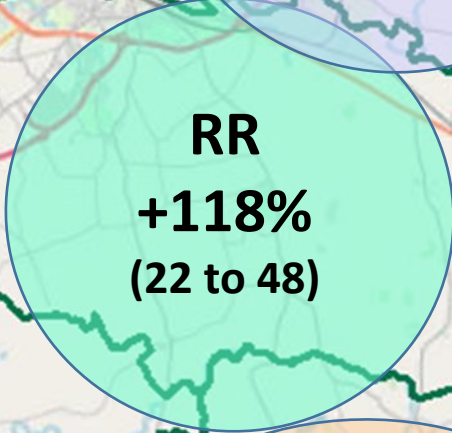
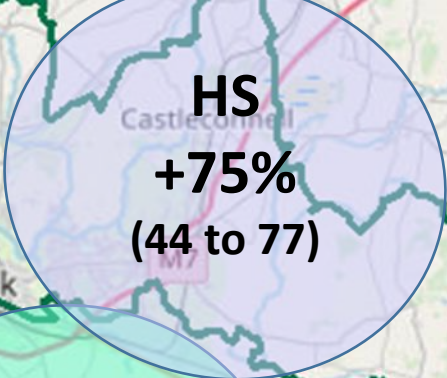
Crime Against the Person:
Murder, Murder Threat, All Assaults, Harassment, Child Abandonment, Neglect or Abuse, etc.



Detections are -24% YTD (70 to 53)

Overall Assaults: up 70%
(81 to 138)

Assaults Causing Harm: +23% YTD (26 to 32)
Minor Assaults : +93% YTD (55 to 106)



Detections are -26% YTD (54 to 40)

Proactive Policing Measures

Possession of Drugs for Personal Use

Down **41%** YTD
(113 to 67)

Possession of Drugs for Sale/Supply

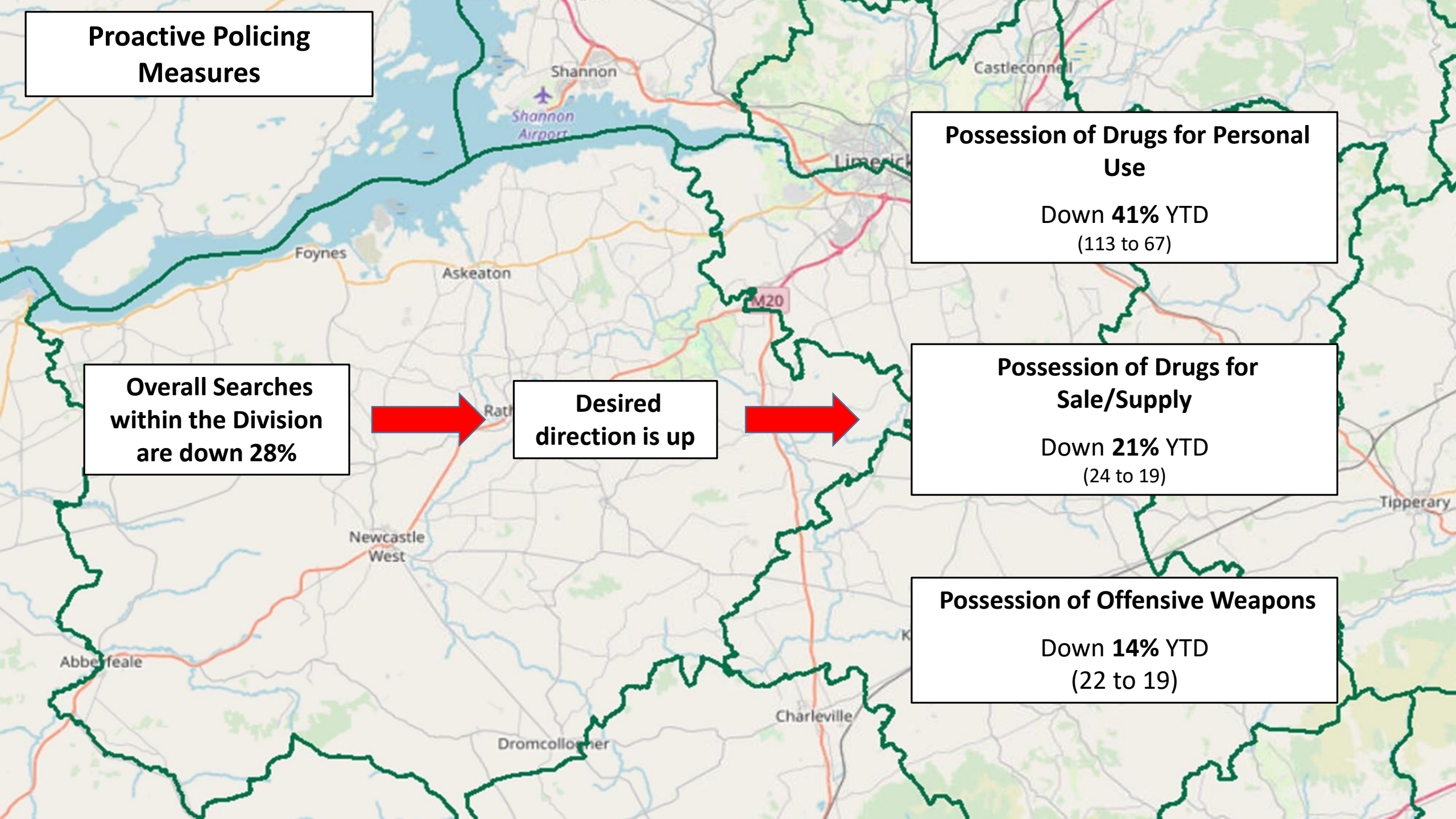
Down **21%** YTD
(24 to 19)

Possession of Offensive Weapons

Down **14%** YTD
(22 to 19)

Overall Searches
within the Division
are down **28%**

Desired
direction is up



Traffic

Fatal Collisions: 2 in 2022 YTD (+100%)
Serious Injury Collision: 7 in 2022 YTD (+75%)

There have been **410 MIT**
Checkpoints conducted in the
Division – down 29% (581 YTD 2021)

**40 Driving While
Intoxicated Offences.**
(down 17% YTD)

Including **11 Drug
Driving Offences**
(down 59% YTD)

Our most recent data regarding **LifeSaver Offences** shows the following Jan to Dec Trends



-2%
(942 to 921)



-29%
(661 to 471)



-21%
(4,057 to 3,203)

Additional Figures (Non Aggravated Burglary)

Jan – Feb comparison 2018 - 2022

<u>Non Aggravated Burglary</u>	2018 (Jan-Feb)	2019 (Jan - Feb)	2020 (Jan - Feb)	2021 (Jan - Feb)	2022 (Jan - Feb)
Limerick Division	171	118	178	42	84
NCW	30	23	37	<10	11
Bruff	28	14	26	<10	<10
Rox Rd	39	24	37	<10	24
Hry St	74	57	78	23	43

All information is based upon operational data from the PULSE System and as contained in Garda MTA Documents. This information is liable to change. Crime Counting rules are applied. Incident counts are based on date reported.