



Easy to Read Guide to Filling in the Social Housing Support Application Form



**An Roinn Tithíochta, Pleanála,
Pobail agus Rialtais Áitiúil**
Department of Housing, Planning,
Community and Local Government



What is the form about?

This form is an application to your Local Authority for social housing.

If you are having trouble filling in this form you can contact the Housing Section of your Local Authority or a Citizens Information Centre.

It is important that you answer all the questions that apply to you. You should write n/a if the questions don't apply to you.

Please write answers clearly.


You have to send in other documents with the form. There is a checklist to help make sure you remember everything. The form will not go through unless everything is sent in.

Please take a copy of everything before you send it into the Local Authority.

We may also ask you for more information at a later time.



N/A



What information do I include on the form?

You will need to include all the Personal Public Service Numbers (PPS) for everyone who lives in your house who needs housing.

If you don't know a child's PPS number, you can get it by phoning or dropping into the local Social Welfare Office in your area.

You must include information about your income.

Income is any money you get from working or from social welfare.

If you are working you can send in a P60 form, or 4 of your last 6 payslips.

If you are self-employed you must send in at least 2 years of accounts.

If you are getting a social welfare payment, then you will need to include a statement from the Department of Social Protection.

You can talk to your Local Authority about this.



0834		FULL NAME HERE		20/1/2004		NP0000000	
Gross Salary	1.00	3750.00	3750.00	PAYE Tax		845.19	
Monthly				National Insurance		265.62	
Payment Method							
Cheque							
FULL NAME		Tax Period: 1Q		Tax Code: 480L		Total Gross Pay TD	
25 ANYWHERE COURT		Total Gross Pay		3750.00		3750.00	
KENSINGTON		Gross for Tax		3750.00		Gross for Tax TD	
SW3 000		Earnings for NI		2750.00		Tax Paid TD	
						845.19	
						Earnings for NI TD	
						2750.00	
						National Insurance TD	
						265.62	
COMPANY NAME				Net Pay		2639.19	



An Roinn Coimirce Sóisialaí
Department of Social Protection



What other information is needed?

If we think a person may be involved in anti-social behaviour, we can ask other agencies like the Gardaí.

If you change address or your income changes you must let us know.

We might contact you at a later stage for any other information that we need.

Where can I apply for social housing support?

You can only apply to one Local Authority.

This Local Authority must be in the area where you and your household usually live.

The logo of the Local Authority for where you would like to live will be on the front of the application form.

You can apply to another area if someone living in the house has a local connection to that area.


A local connection is when someone

- used to live in an area for 5 years,
- works within 15km of the area,
- goes to school or college there,
- needs educational or health services in that area, or
- has a relative living in the area for more than 2 years.




The Checklist:

The form has a checklist and this includes all the extra information that must be included.



You must remember to send a completed checklist in or your form will not go through.



All forms must include

- Photographic ID (passport or drivers licence).
- Birth certificates for all people in the house.
- PPS Numbers for all people in the house.
- Proof of address (like a bill).
- Proof of citizenship or leave to remain in Ireland.
- Proof of income.
- A form from the Revenue Commissioners/Employer/Social Welfare may be at the end of the form, it needs to be filled out by the right office.

METER NO.	METER READINGS	ELECTRICITY USED	METER READING TYPES
Z000001234	6010 5065	945	<input type="checkbox"/> Annual readings <input checked="" type="checkbox"/> Customer readings

GROSS PAY		PAYE TAX	
Gross Salary	3760.00	PAYE Tax	845.19
Money	3760.00	National Insurance	205.87
Payment Method			
Cheque			

FULL NAME 35 ANYWHERE COURT KESHINGTON SW9 0DD	Tax Period: 10 Total Gross Pay: 3760.00 Gross for Tax: 3760.00 Earnings for NI: 2730.00	Tax Code: 459L	Total Gross Pay TD: 3760.00 Gross for Tax TD: 3760.00 Tax Paid TD: 845.19 Earnings for NI TD: 2730.00 National Insurance TD: 205.87
---	--	----------------	---



The Checklist (continued)

If it applies to you, send in

- Marriage certificate.
- Proof of separation or divorce.
- Information about any land you own or used to own.
- Proof of a connection with the local area if you don't live there.
- Letter from a Local Authority where you previously lived.
- Proof of any medical condition or disability, if that applies.



The form is in 15 parts and this is a guide to those parts:

Part 1: Is about your details, like your name, address and date of birth plus more.

If you are applying with your partner, they will fill out the part of the form that says "Applicant 2" all the way through the form.





Part 2: Asks questions about where you were born.

Part 3: Asks if you are married – tick the box that applies.

0834	FULL NAME HERE	20142006	NP000000
Gross Salary	1.00	3750.00	3750.00
Monthly			
Payment Method			
Cheque			
		PAYE Tax	845.19
		National Insurance	265.82
FULL NAME	Tax Pmntd 10	Tax Code 489L	Total Gross Pay TD
35 ANYWHERE COURT	Total Gross Pay		3750.00
KENSINGTON	Gross for Tax		3750.00
SW3 0DD	Earnings for NI		2710.00
COMPANY NAME			Total Gross Pay TD
			Gross for Tax TD
			Tax Paid TD
			Earnings for NI TD
			National Insurance TD
			Net Pay
			2639.19

Part 4: Asks about your work, if any.

Part 5: Asks about your income – from social welfare or working.

Part 6: Asks about any other applicants there might be.



Part 7: Asks about any medical condition or disability that you might have. You might have letters from doctors to attach.

Part 8: Asks about why you want to live in the area you are applying for.

Part 9: Asks about where you live now.

Part 10: Asks about where you lived





Part 11: Asks about any property or land you might own. Put n/a in these boxes if these questions don't apply to you.



Part 12: Asks if you have ever been in trouble with the Gardaí.

Part 13: Asks what kind of home you would like.



Part 14: Asks where you would like to live – you can pick 3 areas.

Part 15: This section is for you to add in any other information you think might be useful for your application.



At the end of the application form there is a section for you to sign called a 'Declaration'.

Read this carefully and sign it, if there is a second applicant you should get them to sign it too.

Where do I bring the form?

The form should be brought to the Customer Care counter in the Local Authority Office.



This Easy to Read Document was developed by Inclusion Ireland for the Housing Agency. The document was proof-read by men and women with disability.



“© European Easy-to-Read Logo: Inclusion Europe.

More information at www.easy-to-read.eu”.



CONTACT DETAILS:

COMMUNITY SUPPORT SERVICES:

Merchants Quay

061 407120